


Wedding Planning Guide



1074 N Fairfield Rd
Layton, UT 84041
801-444-1591

www.lightofthevalley-wels.org

Premarital Counseling Session 1: _____
Premarital Counseling Session 2: _____
Premarital Counseling Session 3: _____
Bible Information Class: _____

TABLE OF CONTENTS

WEDDING STAFF CONTACT INFORMATION	3
INTRODUCTION	4
DOCTRINE AND POLICY REGARDING MARRIAGE	5
THE BASICS	6
Preliminary Arrangement	6
Requirements	6
Fees	6
Map	7
Parking	8
Access for the Disabled	8
Drug & Alcohol Policy	8
Kitchen Use	8
Receptions	8
Marriage License	8
YOUR PASTOR	9
Visiting Clergy	9
Bible Information Class	10
Premarital Counseling	10
THE REHEARSAL	12
DRESSING ROOMS	12
THE SANCTUARY	12
Decorations	13
Candles	13

Flowers	14
Photography / Videography	14
Miscellaneous	14
ORDER OF CHRISTIAN MARRIAGE	15
SUGGESTED BIBLE PASSAGES	19
MUSIC GUIDANCE	20
Hymns	21
Bulletin	21
FREQUENTLY ASKED QUESTIONS	22
Wedding Request Form	24
Wedding Approval Form	25
Wedding Planning Form	26

WEDDING STAFF CONTACT INFORMATION

Pastor

Rev. Jonathan Klein
Office: 801-444-1591
Mobile: 385-319-1026
pastorklein@lightofthevalley-wels.org

Organists / Pianists

Gail VanderWal
Home: 801-825-7522
vanderwalsg@comcast.net

Joyce Eggleston
Home: 801-564-7786
joyceeggleston@centurylink.net

INTRODUCTION

Congratulations on your engagement! You are at the beginning of an important journey, and we are honored that you want Light of the Valley Lutheran Church to share in your joy on your wedding day.

This booklet serves as a summary of the policies and procedures for marriages at Light of the Valley Lutheran Church or performed by her pastor. We ask you to read through it prior to submitting a marriage request form.

This booklet also serves as a workbook for your marriage preparation and planning. Bring it with you for the premarital counseling sessions you will have with the pastor. It will be referenced often.

Ultimately, we pray the time you spend preparing to be married at Light of the Valley will further impress upon you that the most important thing about your wedding day is not the flowers, the clothes, the pictures, or the party. It is how God himself comes to you in his Word of the Gospel giving the blessing of his grace to those who receive him in humble, penitent faith. What God brings to your wedding is something you can build your lives together upon.

If you have further questions, feel free to contact the pastor (801-444-1591). We want your wedding to be a joyful, Christ-centered occasion, and we are here to support you as you prepare. Thank you for inviting us to share this important day in your life.

DOCTRINE AND POLICY REGARDING MARRIAGE

The Bible teaches that marriage was established and given by God at the time of creation. As he designed and instituted it, marriage is the life-long union of one man and one woman (Genesis 2:24, Matthew 19:4-6). It is a relationship that is to be honored and kept pure (Hebrews 13:4; Ephesians 5:22-33). As a man and woman promise life-long faithfulness to each other as husband and wife, God himself joins them as one. Marriage is not simply a contract between two consenting individuals, nor is it merely a creation of human society, culture, or tradition. God himself instituted marriage at the time of creation, and God himself joins a man and woman in marriage today.

The biblical teaching on marriage emphasizes the blessings God intends to convey to those joined together in the marital relationship. Through marriage God provides partners well suited and complementary to one another. In marriage, God provides a partner who will provide encouragement and support. Marriage is also to be the God-ordained means to procreate and to establish a stable environment in which children can be nurtured both physically and spiritually. Marriage is the one context God intended for the use of the blessing of sexual intimacy, where the sexual union of one man and woman is an expression of love and oneness rather than a sinful satisfaction of lust. Finally, since we live in a fallen world, in marriage God provides a restraint for selfishness and sin as each partner strives to live the pure life that God intends for his people (1 Thessalonians 4:3-8).

This is the Bible's teaching about the origin, definition, and nature of marriage. For that reason it is also the doctrine of the Wisconsin Evangelical Lutheran Synod. Every congregation and called worker accepts the Scriptures of the Old and New Testaments as the written Word of God and the only rule and norm of faith and practice. That marriage is the God-ordained union of one man and one woman is the clear teaching of the Bible, and therefore is the teaching and confession of the Wisconsin Evangelical Lutheran Synod.

The policy and practice of Light of the Valley Lutheran Church, a member congregation of the Wisconsin Evangelical Lutheran Synod, is consistent with the synod's beliefs and teachings regarding marriage. We believe that marriage is the sacred, life-long union between one man and one woman. Therefore, our pastors will not officiate in any marriage ceremony or celebration and our church sanctuary may not be used for any activities related to a marriage ceremony or celebration that is inconsistent with these beliefs.

THE BASICS

Preliminary Arrangement

All who wish to be married at Light of the Valley Lutheran Church (LOTV), or be married by her pastor, are asked to fill out a “Marriage Request” form, which is found on page 24. This document is taken by the pastor to the board of elders for their approval of the pastor’s officiating at the wedding and the wedding date.

Couples are asked to read the contents of this wedding planning guide as a prerequisite for making a request. Typically couples arrange a preliminary meeting with the pastor to walk through how weddings are done at LOTV, select possible dates, and to ask questions prior to submitting a marriage request form.

Requirements

We receive many inquiries asking, “Do you have to be a member of your church to get married there?”

The short answer is no. You must, however,

1. be looking for a church and thus willing to consider our congregation as a possible church home, or already be a member of a Wisconsin Evangelical Lutheran Synod (WELS) or Evangelical Lutheran Synod (ELS) congregation.
2. attend the premarital counseling sessions as dictated by the pastor,
3. complete the Bible Information Class prior to your wedding date if either you or your fiancée is not a confirmed member of LOTV, the WELS, or the ELS.
4. agree to plan your wedding service according to the policies and procedures detailed in this guide and according to the direction of the pastor.

Fees

There is no fee for members, either on-site or off-site, but we do charge \$300 for nonmembers. No wedding fee will apply when one or both parties getting married are LOTV members. The wedding fee rate will be set based upon membership status one month prior to the wedding date.

The nonmember fee for weddings conducted offsite without the use of our organist is \$100.

The wedding fee covers an honorarium to the organist and the incidental costs. The nonmember fee also includes a building usage charge. The organist fee covers a music planning consultation, playing for the rehearsal, and playing for the service itself. If approved soloists or instrumentalists (see **Music Guidance** section on p. 21) are used the organist fee increases by \$50 per additional musician due to the increased consultation, coordination and performance demands. Increases in the organist’s fee raise the wedding fee total.

To include visiting musicians or clergy in your service, the LOTV pastor must consult with you and give approval. Generally, our congregation’s organist and pastor perform the weddings in our facility. (For more information on the use of guest musicians and clergy see the **Music Guidance** and **Visiting Clergy** sections - p. 21 and p. 9, respectively.)

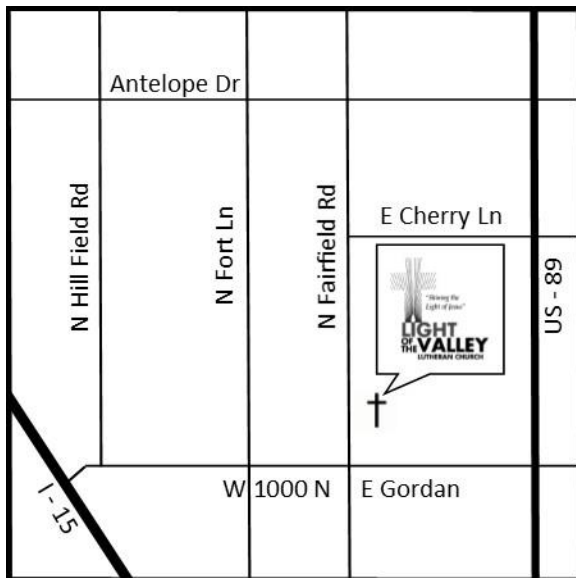
The janitor fee portion of the wedding fee covers the custodial costs of preparing the building for your wedding and preparing it for regular use after your wedding. Excessive mess requiring additional cleaning hours beyond the norm for a wedding your size will incur additional charges. Typically it is good practice to place trash in receptacles and put things back where you found them.

Repair costs of damage to the facility and its furnishings caused by behavior deemed reckless and disrespectful of the Lord’s house will be billed to you.

The wedding fee covers use of the entire facility, including the kitchen.

When you receive a signed Marriage Agreement from the board of elders, you may secure the approved date by remitting a \$50 non-refundable deposit payable to “Light of the Valley Lutheran Church.” The receipt of this deposit finalizes the reservation of the date. The deposit is credited toward the wedding fee. The balance is due when you deliver the wedding license to the church office no less than one week prior to the wedding date.

Map



To obtain a printable version of this map for inclusion in invitations to the wedding, contact pastor at pastorklein@lightofthevalley-wels.org.

Parking

The parking lot on the church property offers ample space for capacity of the sanctuary.

Access for the Disabled

Our entire facility is accessible to persons in wheelchairs. Since chairs not pews are used for sanctuary seating, spots for wheelchairs can easily be created within the rows.

Drug & Alcohol Policy

The use of alcohol or any illegal drugs anywhere on the church property during any wedding related activity by those associated with the wedding is prohibited. Consider using sparkling cider or juice.

Kitchen Use

Wedding parties are welcome to use the kitchen for lunches on the day of the wedding. Table service is not included in the wedding fee, however, and wedding parties should bring their own supplies.

Receptions

Our fellowship hall is capable of hosting small receptions either after wedding rehearsals or wedding services. If you are interested in reserving the space, you must contact the church office to check on the availability of not only the fellowship hall, but also of the church's seating and tables.

Marriage License

In order to be married in the State of Utah you must have a valid marriage license.

The following is taken from the Davis County website:

<http://www1.daviscountyutah.gov/clerk-auditor/marriage-licenses>

Apply for a marriage license in person at:

Davis County Clerk/Auditor's Office
28 East State Street
Room #136
Farmington, UT 84025
801-451-3213

Eight things to know about Utah Marriage Licenses:

1. Arrange for a wedding ceremony and date prior to applying for a license.
2. Fill out the application form (available online or at the clerk's office). It will require Social Security numbers, permanent addresses, date and place of birth (Town/City, County, State or Country), and complete names of parents (including the maiden name of the mother), birthplaces of parents (State or Country).

3. Both applicants must apply in person.
4. \$50 fee for the license, payable with application.
5. You may apply for a license at age 16 or 17 with parental or guardian consent (who must be present to sign consent form).
6. Proof of age required. Bring in a birth certificate, driver's license, state ID, and/or passport. (Documents must be in English.)
7. Bride & groom must sign marriage license after ceremony.
8. Witness on the marriage license must be 18 or older.

YOUR PASTOR

The pastor of the congregation will not only officiate at your marriage service, but will also be responsible for assisting you with service planning and leading you through the required premarital counseling and Bible Information Class, if necessary. He is the shepherd of our congregation and is called by us to proclaim the Law and the Gospel for the salvation of souls. As a public minister he represents the congregation and our Lutheran Christian faith. It is his responsibility to ensure the conduct of your wedding is in keeping with everything our congregation stands for. As such, he has final say on all the content of your marriage service, and who can serve in leading any part of it, including the music. This also applies even if the marriage service is held in a location away from the church such as a park or a private residence.

Service planning will be a part of each premarital counseling session. It is good to start meeting with the pastor soon after you've received confirmation of your wedding date via a signed "Marriage Agreement" form.

Visiting Clergy

Light of the Valley Lutheran Church welcomes the participation of visiting clergy of the Wisconsin Evangelical Lutheran Synod (WELS) and the Evangelical Lutheran Synod (ELS) in marriage services. If you have a pastor from a WELS or ELS church, or a family member ordained in these denominations who wants to be involved in the marriage service, we are happy to accommodate you.

For confessional reasons we cannot accommodate clergy or musicians of other denominations leading our worship services. To do so misrepresents the teachings of Scripture upon which this congregation has pledged to stand.

Bible Information Class

The purpose of our congregation is not to merely “marry and bury.” It is to make disciples of the Lord Jesus Christ by teaching people what he has done and told us as recorded in the Scriptures.

Therefore, we require those we marry who are not communicant members of the WELS or ELS to take our Bible Information Class. This is an adult instruction course which gives an in-depth overview of the Bible’s main teachings. Participants will learn the beliefs of the Lutheran Church, and how they come from the Bible. More importantly, they will grow in the knowledge, understanding, and faith in Christ.

Check with the pastor about when the current Bible Information Class is being held. If that schedule does not work out for you, alternate arrangements can always be made and often are to accommodate hectic schedules.

Upon completion of the course those who find themselves in agreement with what has been taught in the Bible Information Class are invited to join our congregation as communicant members. Those completing the course but deciding LOTV is not the church for them will still have their marriage service conducted at LOTV as agreed upon in the “Marriage Agreement” form.

The church’s website and weekly bulletins announce upcoming Bible Information Class opportunities. You are to complete this course prior to your wedding date; so plan accordingly and arrange your schedules. Couples have repeatedly reported this course to be a wise investment not only in their faith lives, but also for their marriage.

Premarital Counseling

A minimum of three premarital counseling sessions with our pastor is our standard expectation. During these sessions you will work on service planning, examine what the Bible says about the origins and intended purpose of marriage, learn the God-given roles for husbands and wives, and apply God’s Word to a variety of practical marital topics. These sessions also serve to develop a relationship between you and the congregation’s pastor.

Our pastor is neither a clinical counselor nor a therapist. He is a shepherd of souls who uses God’s Word and his Sacraments to care for the sheep entrusted to him. The counsel he will give you is not only Bible-based, but it is centered on the good news of what Jesus has done for us. Drawing on God’s Word and his years of experience as a pastor, a husband, and a father will make these sessions an important part of your marriage preparations.

It is your responsibility to contact the pastor once your wedding date is confirmed to schedule your first session.

Here is a typical outline of issues covered in the premarital counseling sessions:

Session One

- Start a marriage planning form.
- Walk through the entire worship service pointing out areas where decisions will need to be made.
- Assist with scheduling questions and other incidentals.
- Assignments given for next session:
 - As a couple, discuss this question: “What do you think the essential bond of marriage is?”
 - Separately, determine your responses to this statement: “The five reasons I want to marry you.” (For this assignment none of the reasons can be “Because I love you.”)

Session Two

- Update the marriage planning form.
- Identify decisions yet to be made about the worship service.
- Examine the Origin and Purpose of Marriage according to Genesis 1-3.
- Review the assignment question: “What do you think the essential bond of marriage is?”
- Review the reasons for “The five reasons I want to marry you.”
- Examine the roles God assigns to husbands and wives in marriage according to Ephesians 5.
- Assignment given for final session: Separately, write a letter to your fiancée completing the thought, “When others look at our marriage, I want them to see...” Each is to provide the pastor with the letter they wrote and sealed in an envelope with their fiancée’s name on it.

Session Three

- Update the marriage planning form.
- Identify decisions yet to be made about the worship service.
- Review a rough draft of the wedding bulletin.
- Apply God’s Word to the following areas of marriage:
 - Finances
 - Children
 - In-laws
 - Problem Solving
 - Faith Life
- Collect completed assignment of completing the thought, “When others look at our marriage, I want them to see...” The pastor will return them unopened to the couple on their wedding day.

THE REHEARSAL

Rehearsals normally take place the day before the wedding from 6:00 pm – 7:00 pm. It is essential that all members of your wedding party be present and on time – including parents, ushers, m/m of ceremonies. The pastor and organist also attend the rehearsal.

The rehearsal is typically the beginning of the weekend's celebration of your marriage. It is an opportunity for members of your wedding party to get acquainted with the worship space and become comfortable with their responsibilities for the coming day.

In the case of small weddings the pastor will discuss with you whether or not you wish to have a formal rehearsal the night before.

DRESSING ROOMS

Dressing rooms are available for your use on the day of your wedding. The bridal party uses the fellowship hall and Ladies' Room. The groom's men use the Sunday School room. You may bring items into those rooms on the night of your rehearsal unless they are scheduled for other ministry uses that evening. LOTV is not responsible for items left in the building overnight. The rooms are to be left in good condition. Any trash should be cleaned up and disposed of properly before the wedding party leaves the building.

You may bring snacks, lunches, and non-alcoholic beverages to the kitchen either at the time of the rehearsal or on the wedding day. The refrigerator, stoves, and microwave are available for your use. LOTV does not supply plates, napkins, cups, or glasses.

It is important to assign a person (who is not in the wedding party) to remove all your belongings from the dressing rooms after the service. This person[s] should also be tasked with putting things back the way they were found and the picking up of any trash and meal leftovers in the kitchen.

THE SANCTUARY

Light of the Valley's sanctuary seats 150 people. The baptismal font will be relocated within the sanctuary for weddings. Often during the year the sanctuary is decorated with seasonal banners and other items used to enhance worship. These items will not be removed or altered for wedding services. This includes the color of the paraments on the altar, pulpit and font as well as the stoles our pastor wears. Please note the following colors of the various seasons of the church year. Paraments are changed at specific times of the year and are not changed for wedding services.

Advent (December) – purple
Christmas – white
Epiphany (beginning of January) – white
Time after Epiphany (middle of January into February) – green
Transfiguration (Sunday prior to Ash Wednesday) – white
Lent (generally March and April) – purple
Good Friday (the Friday before Easter) – black
Easter (generally April and May) – white
Pentecost (generally in June) – red
Holy Trinity (Sunday after Pentecost) – white
Time after Pentecost (generally June through October) – green
Reformation (Sunday in October prior to or on the 31st)– red
All Saints (first Sunday in November)– white
Christ the King (third Sunday in November) – white
Festivals of the Church (Confirmation Sunday – the first Sunday in May) – red

We do not allow our sanctuary to host weddings on the weekend before Christmas or the weekend of Easter.

Decorations

Decorating the sanctuary for your wedding is allowed, but your plans must be approved by the pastor. The chancel is spacious enough to accommodate candelabras and other free standing fixtures. As a general rule decorations can go anywhere in the sanctuary except on or in front of the altar.

You can make arrangements with the pastor to decorate the sanctuary anytime after the conclusion of the Thursday evening worship services. It is your responsibility to assign someone to take down your decorations after the wedding service.

Candles

There are two altar candelabras that will be lit for your wedding.

Light of the Valley does not have free standing candelabras. If you wish to use candelabras you must provide them yourself and place them in a location approved by the pastor. You should purchase dripless tapers for the candelabras.

If you plan to have a unity candle ritual, you are responsible for providing the stand, candle holder, large center candle and two long burning, dripless tapers.

You may place candle arrangements in memory of deceased loved ones in the chancel, but not on the altar. This information can be included in your wedding bulletin.

Flowers

Flower arrangements are welcome in the chancel. There are five wooden stands of different heights to hold the arrangements. Your arrangements should be in self-contained vases. Flowers may not be placed on the altar.

You are welcome to have specific flowers or flower arrangements displayed in honor or memory of loved ones. This information can be included in your wedding bulletin.

You are invited to leave flowers from your wedding in the sanctuary for the Sunday services. If you plan to do this, inform the pastor so it can be noted in the Sunday bulletin.

If you have a flower girl, please have her throw fake flower petals instead of real ones as real flowers will end up being ground into the carpet staining it.

Photography / Videography

Photographs in sanctuary are normally scheduled two hours prior to the start of the service and should be completed 45 minutes prior to its start. They are also taken after the service.

Once the wedding party, bride and groom have arrived at the chancel steps photographs may be taken without flash from the back of the sanctuary. Videographers and their cameras are also restricted to the back of the sanctuary during the worship service. LOTV has a video recorder that can produce a DVD of the service if you so desire.

Miscellaneous

LOTV does not permit the throwing of plastic confetti, rice, or birdseed either inside or outside the church building. Once the wedding party is outside, it is permissible to throw flower petals or to blow bubbles. (Note: bubbles and colored flower petals may stain fabric.)

LOTV does not permit live animals in the building.

LOTV does not permit smoking in the building.

ORDER OF CHRISTIAN MARRIAGE

This order of worship is from our hymnal, "Christian Worship: A Lutheran Hymnal." It celebrates God's gracious gift of marriage. The congregation shares the joy of the bride and groom as they publicly promise lifelong love and faithfulness to each other.

PROCESSIONAL

M: In the name of the Father and of the (†) Son and of the Holy Spirit.

Our Lord Jesus Christ came as an invited guest to the wedding at Cana and with his gracious presence, he brought joy and gladness to those who were there. Jesus is also with us who have gathered in his name to celebrate with the Word of God and prayer the marriage of _____ and _____. We are assured of God's gracious help and guidance in these words from the Psalms:

Give thanks to the Lord, for he is good.

C: His love endures forever.

M: The Lord is gracious and compassionate, slow to anger, and rich in love;

C: He is good to all.

M: God is our refuge and strength.

C: An ever-present help in trouble.

M: He is our God forever and ever;

C: He will be our guide even to the end.

M: May God be gracious to us and bless us

C: And make his face shine on us.

M: Loving Father, we are grateful for your goodness in permitting us to gather as the family and friends of ____ and ____ to share their joy on this special day. Look on them with favor, strengthen their confidence in your firm promises, and assure them of your abiding love. As your Son Jesus graced the wedding at Cana with his presence, so may he be with us who pray in his name.

M: Amen.

HYMN

SCRIPTURE LESSON (suggestions found on p. 19)

SERMON

MARRIAGE RITE

M: Dear friends: When God in love created the world, he made man and woman in his own image and bonded them together in marriage. Through this blessed union of husband and wife, God established the family, provided for the physical and spiritual welfare of children, and fostered the peace and stability of society.

God intended marriage to bring loving companionship to the people of his world. But because of sin, the joy of marriage was soon overcast with sorrow, and the harmony of family life was shattered by strife. Out of love God sent his Son Jesus to die on the cross to take away the sins of all people. Everyone who believes in Jesus receives forgiveness and is enabled by the Holy Spirit to live in peace and joy.

God's love for you is boundless. He commands you, in response to his love, to love each other. Love is forgiving and enduring. Love shows itself in truth and faithfulness, in thoughtfulness and understanding, in patience and kindness. Marriage furnishes a unique opportunity to put this love into practice.

The pattern for Christian marriage is the intimate union of Christ and his Church, which the apostle Paul depicts in Ephesians 5. After urging believers to "submit to one another out of reverence for Christ," he makes this application for Christian spouses: "Husbands, love your wives, just as Christ loved the Church and gave himself for her... Wives, submit to your husbands as to the Lord. For the husband is the head of the wife as Christ is the head of the Church." It is reverence for Christ on the part of husbands and wives that lays the foundation for a Christian marriage.

You have come here to be united in marriage, which consists in your mutual consent, sincerely and freely given. You are now invited to declare this intent in the presence of God and these witnesses.

MARRIAGE PROMISES

M: *(to the groom):* _____, will you take _____ to be your wife? Will you be guided by the counsel and direction God has given in his Word and love your wife as Christ loved the Church? Will you be faithful to her, cherish her, support her, and help her in sickness and in health as long as you both shall live? If so, answer, "I will."

G: **I will.**

M: *(to the bride):* _____, will you take _____ to be your husband? Will you be guided by the counsel and direction God has given in his Word and submit to your husband as the Church submits to Christ? Will you be faithful to him, cherish him, support him, and help him in sickness and in health as long as you both shall live? If so, answer, "I will."

B: I will.

M: Join your hands and make your promises to each other:

The groom and bride will say in turn:

I, _____, /in the presence of God and these witnesses,/ take you, _____,/ to be my wife/husband./ I promise to be faithful to you / as long as we both shall live.

EXCHANGE OF RINGS

M: Exchange rings as a symbol of the lifelong commitment and abiding love which you as husband and wife have promised each other.

The groom and bride will say in turn:

_____, receive this ring / as a symbol of my love and faithfulness.

DECLARATION OF MARRIAGE

M: By their promises, _____ and _____ have bound themselves together in marriage before God and these witnesses. Therefore, I declare that they are husband and wife, in the name of the Father and of the Son + and of the Holy Spirit. Those whom God has joined together, let no one separate.

MARRIAGE BLESSING

M: God the Father, God the Son, and God the Holy Spirit preserve you in faithfulness, strengthen you in love, and guide you to life's end.

If a unity candle is used, it is lit here.

HYMN

PRAYERS

M: Eternal God, source of love, help _____ and _____ to fulfill the promises they have made here today and to reflect your steadfast love in their love for each other. Give them kindness and patience, affection and understanding, happiness and contentment. Use their families and friends to support them in difficult days, that their love for each other may continue to grow as long as they live.

Gracious Father, in your goodness you bring people together into families and enrich their lives with abundant blessings. Renew the love of husbands and wives, parents and children, that they may strengthen and support each other on the way that leads to our heavenly home, through Jesus Christ, our Lord.

C: Amen.

LORD'S PRAYER

C: Our Father, who art in heaven,
hallowed be thy name,
thy kingdom come,
thy will be done on earth as it is in heaven.
Give us this day our daily bread.
Forgive us our trespasses
as we forgive those who trespass against us.
And lead us not into temptation,
but deliver us from evil.
For thine is the kingdom and the power and the glory forever and ever.
Amen.

BLESSING

M: The Lord bless you and keep you.
The Lord make his face shine on you and be gracious to you.
The Lord look on you with favor and (†) give you peace.

C: Amen.

RECESSIONAL

SUGGESTED BIBLE PASSAGES

As your wedding service strives to focus on God and how he will bless your marriage, it is appropriate to consider specific passages of God's Word to share in your service. Below is a collection of Bible passages that relate to marriage. Feel free to select other passages as well. If you would like the pastor to pick out the readings for you, he would be more than happy to do so.

Genesis 2:18	It is not good for man to be alone.
Deuteronomy 33:27	God is your refuge.
Joshua 1:9	The Lord will be with you wherever you go.
Joshua 24:15	As for me and my household, we will serve the Lord.
Ruth 1:16-17	Where you go, I will go.
1 Chronicles 17:27	Bless the house of your servant forever.
Psalms 23	The Lord will guide us as our Shepherd.
Psalms 31:3	The Lord will lead me and guide me as my rock and my fortress.
Psalms 37:5	Commit your way to the Lord; trust in him and he will do this.
Psalms 118:14	The Lord is my strength and my song.
Psalms 121:8	The Lord will watch over your coming and going now and forever.
Psalms 127:1	May the Lord build this house.
Proverbs 3:5-6	Trust in the Lord with all your heart.
Proverbs 19:14	A prudent wife is from the Lord.
Ecclesiastes 4:9-12	Two are better than one.
Isaiah 41:10	Do not fear because God is with you.
Isaiah 54:10	God's unfailing love for you will never be shaken.
Jeremiah 31:3	God loves us with an everlasting love.
Matthew 6:25-34	Don't worry. Seek God's kingdom and his righteousness.
Matthew 7:24-27	Build a house founded on the Rock.
Matthew 19:4-6	What God has joined together, let man not separate.
Matthew 28:20	I will be with you always to the very end of the age.
Luke 10:38-42	Only one thing is needful in life: Jesus.
Luke 24:29	Stay with us, Jesus.
John 2:1-11	Jesus at the wedding at Cana.
Romans 8:31-32	If God is for us, who can be against us?
Romans 8:35-39	Nothing can separate us from the love of Christ.
1 Corinthians 11:11	Man and woman are not independent of one another.
1 Corinthians 13:1-13	Love is the greatest.
Ephesians 4:32-5:2	Be kind and compassionate to one another, forgiving each other.
Ephesians 5:22-33	God's ideal relationship between husbands and wives.
Philippians 4:19	God will meet all your needs.
Hebrews 13:5	God will never leave you or forsake you.
1 Peter 5:7	Cast all your anxiety on God because he cares for you.
Revelation 19:7-9	The wedding of the Lamb has come.

MUSIC GUIDANCE

The marriage rite is a liturgy of the church celebrating God's gift of marriage. It is part of the ministry of our congregation which offers its witness and support to you and who, with you, seek God's blessing on your marriage. As such, only that which is appropriate for the worship of God is included in the wedding service. Music chosen on the basis of Christian themes of faithfulness, Christ's self-giving love, and seasonal context are most appropriate. (See the Hymns section on page 24.) Secular music based on the theme of love for one another is appropriate for the wedding reception, not the worship of God Almighty in his house of prayer.

Here's some additional information to make planning music for your wedding an easy task:

1. It is our practice that Light of the Valley Lutheran Church organists, instrumentalists and soloist lead the music for all weddings held at our church. In rare circumstances visiting musicians may lead the music provided they are competent musicians and members of a WELS or ELS sister congregation.
2. The pastor will begin assisting you with music selection issues already in the first premarital counseling session.
3. Contact the church organist at least two months before your wedding date to schedule a consultation regarding all your wedding music. The consultation is included in the organist portion of the church fee. They usually take less than 30 minutes and often can be arranged for after a worship service.
4. If you are interested in a soloist or instrumentalists for your wedding the pastor will provide you with names within the congregation you can approach to secure their services.
5. Regarding the selection of music, especially vocal solos: since the wedding ceremony is a worship service of the congregation, selections must be appropriate for use at any service (ie sacred in nature, theologically correct). Solo pieces to be included in any wedding service must be submitted to the pastor for his approval prior to arranging a consultation with the organist.
6. Please note that soloist and instrumentalist (other than organist) fees are not included in the LOTV fee schedule. It is your responsibility to remunerate these additional musicians directly.

Hymns

Our hymnal has a section of marriage hymns (600-604).. Below is a list of other suggested hymns from our hymnal, *Christian Worship*.

If you desire the use of a hymn or song not appearing in our hymnal, you must submit a copy of it to the pastor for his approval prior to your scheduling a consultation with the organist. If approved, you are also responsible for secure permission from the copyright holder to reproduce the song in the bulletin.

Abide, O Dearest Jesus	333
All People that on Earth Do Dwell	233
Alleluia! Sing to Jesus	169
Beautiful Savior	369
For the Fruit of His Creation	611
Go, My Children, with My Blessing	332
Hear Us Now, Our God and Father	603
Joy to the World	62
Let All Things Now Living	260
Let Us Ever Walk with Jesus	452
Love Divine, All Love Excelling	365
Love in Christ Is Strong and Living	490
Love Is the Gracious Gift	505
Now Thank We All Our God	610
O God, Our Help in Ages Past	441
Oh, that I Had a Thousand Voices	242
Open Now Thy Gates of Beauty	255
Our Father, By Whose Name	501
Praise God, from Whom All Blessings Flow	334
Praise to the Lord, the Almighty.....	234
Songs of Thankfulness and Praise	82

Bulletin

Most weddings provide a bulletin for the worshippers. The church office will produce your bulletin for you. If you want to have a special four color cover, they are available for you to purchase at a variety of Christian bookstores. The art work and message on the cover should reflect Christian themes.

The pastor will work with you to gather the required information for your wedding bulletin and provide you a rough draft for your approval. Since the worship bulletin is also representative of the church and its ministry, the pastor has final approval on content.

FREQUENTLY ASKED QUESTIONS

Q: Do you have to be a member of Light of the Valley order to be married there?

A: The short answer is no. You must, however, be looking for a church and thus be willing to consider our congregation as a possible church home, or already be a member of a Wisconsin Evangelical Lutheran Synod (WELS) or Evangelical Lutheran Synod (ELS) congregation. You are also required to fulfill the premarital counseling sessions as dictated by the pastor, complete the Bible Information Class prior to your wedding date if either you or your fiancée is not a confirmed member of LOTV or the WELS or the ELS, and agree to plan your wedding service according to the polices and procedures detailed in this guide and the direction of the pastor.

Q: Can we have the pastor perform our wedding offsite?

A: Yes. God has made many beautiful locations in Utah for wedding services. Our pastor is available to perform marriages outdoors as well as in different locations. The same theology and practice applies to services our pastor does offsite. They are no less spiritual than the ones done at Light of the Valley. Our pastor will work with you in putting together a worship service that achieves the goals for your wedding service even if it is held in a different location.

Q: When can we have access to the church for the rehearsal and the wedding?

A: Rehearsals are generally scheduled from 6:00 pm to 7:00 pm the evening before the wedding. You have access to begin decorating or bringing things into the building for the next day starting at 5:30 pm, unless you've made other arrangements with the pastor. The building will be opened at least 4 hours prior to the start of your service, unless you have made other arrangements with the pastor.

Q: How long is the wedding service itself?

A: Depending on the number of attendants and musical selections, a traditional service held in the sanctuary generally lasts between 25 and 40 minutes. Services held offsite in parks or at private residences typically last about 20 minutes.

Q: What about our marriage license?

A: You must obtain your marriage license from the county clerk office. You must deliver the license to church no less than one week prior to your marriage so that the pastor can fill out the parts of the license he is required to and prepare it for signatures on your wedding day.


Q: Do you rent out your facility for weddings?

A: No. Renting the facility to those uninterested in the ministries of our church due to affiliation with another local church or some other reason is not in keeping with our mission.

Q: Is a Lutheran marriage service different from the common conception of marriage services?

A: Our marriage services have the same goal as our other worship services: to preach the forgiveness won for us by Jesus' life, death, and resurrection. The focus in a Lutheran wedding is on Christ first, then the bride and groom. Thus the service is first about his love for you, then about how his love makes your love for each other possible.

Additionally our liturgy (see **pages 15ff**) does not include things like "Who gives this woman to be married to this man?" or "speak now or forever hold their peace."



Wedding Request Form

Thank you for your interest in holding your wedding at Light of the Valley Lutheran Church. Requests for marriages performed by our pastor are subject to approval by the congregation's board of elders. To make your request, please complete this form and submit it to the pastor. He will present it to the elders and inform you of their decision within a month.

Name: _____

Address: _____

City: _____ **State:** _____

Phone: _____ cell home **LOTV Member:** yes no

Email Address: _____

Name: _____

Address: _____

City: _____ **State:** _____

Phone: _____ cell home **LOTV Member:** yes no

Email Address: _____


Requested Wedding Date[s]: _____

Tell us why you would like to have your wedding at Light of the Valley?

We have read through the Wedding Planning Guide for Light of the Valley Lutheran Church and we pledge to plan our wedding accordingly with the pastor's assistance.

_____ Date: ___/___/___

_____ Date: ___/___/___



Wedding Approval Form

Bride and Groom: _____,

having consulted with the pastor and submitted a marriage request form to the Board of Elders, is hereby given permission to schedule their wedding on

Approved Wedding Date and Time : _____


The Board of Elders has reviewed the marriage request and has given its approval.

_____ Date: ___/___/___

I commit to perform the above cited marriage in accord with the policies in the LOTV Wedding Planning Guide and the doctrine and practice of Light of the Valley Lutheran Church.

Pastor's Signature: _____ Date: ___/___/___

*Reception of your \$50 non refundable deposit by the church office secures the date.
Make check payable to "Light of the Valley Lutheran Church."*



Wedding Planning Form

Approved Wedding Date & Time: _____

Groom's Full Name: _____

Bride;s Full Name: _____

Bridesmaids as appearing in the bulletin

Groomsmen as appearing in the bulletin

Ushers

Junior Bridesmaids, Flower Girls, Ring Bearers as appearing in the bulletin

Processional _____

Recessional _____

Hymns _____

Special _____

Processional / Dismissal / Seating Instructions

Unity Candle ____ **Flowers** ____ **Rehearsal Date & Time:** _____
License ____ **Photo** ____ **Doors Open:** _____

Premarital Counseling Session 1 Date: ____/____/____ Time: _____

Premarital Counseling Session 2 Date: ____/____/____ Time: _____

Premarital Counseling Session 3 Date: ____/____/____ Time: _____

Bible Information Class Completed Date: ____/____/____